

# Mission To Provide People With Opportunities To Build a Better Future

## COEPD BA Exposure (Blogs & Forums)

- Guidelines to follow



## Introduction

- ✓ Once you join a company as a Business Analyst you may be required to access Forums & Blogs to get some information or share some challenges of your concerning products or process.
- ✓ In this context you should understand about forums & blogs.
- ✓ Most of the forum serve as solution platforms for many challenges which you will face on job place.



## Present Tasks

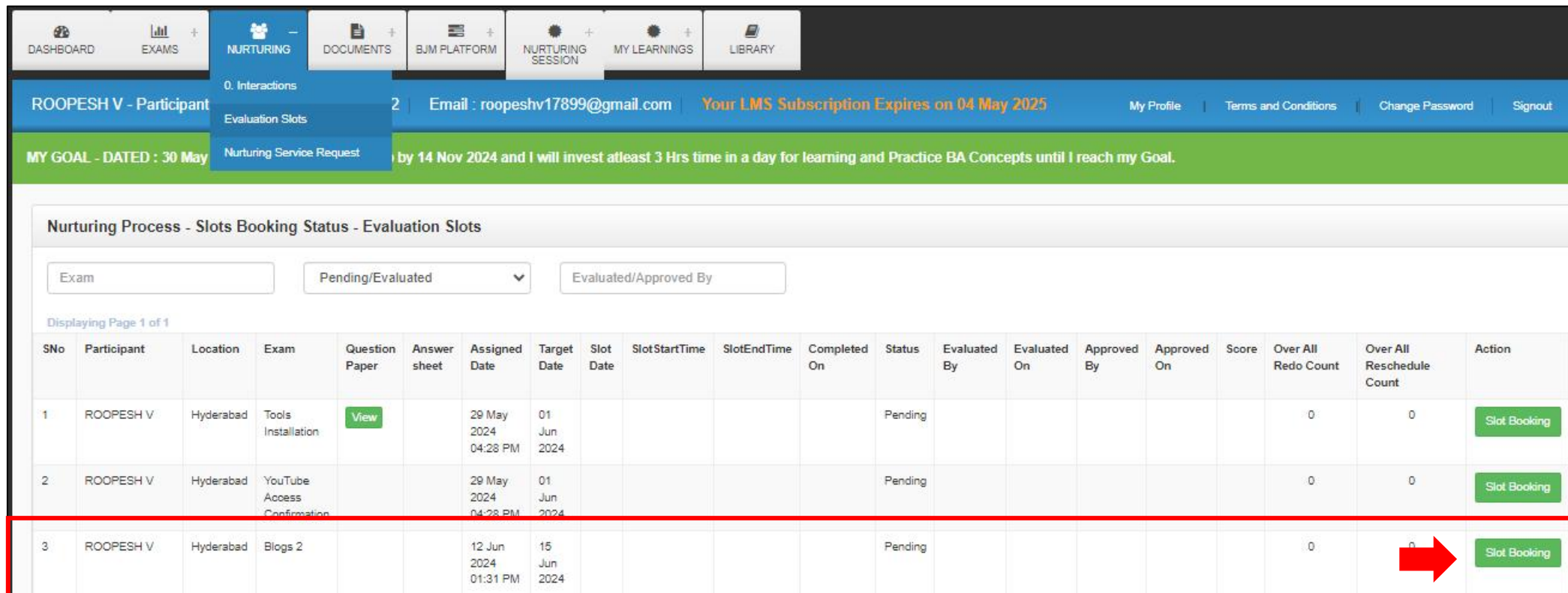
- ✓ As a Part of the Nurturing Process, you have to write 2 Blogs and has to Participate in 20 Forums.

## Guidelines to work on blogs:

- ✓ In our COEPD Portal, You can see some blog questions are already assigned, In that you can choose any two topics and should write the answer there itself.
- ✓ Your Blog content should contain 500-800 words and it should be 80% unique.
- ✓ Make sure there is no copied content from any website or from any books in this blog writing.

# How to select and write the Blog content?

**Step-1** Go to Evaluation Slots >> Click on Slot booking



**Nurturing Process - Slots Booking Status - Evaluation Slots**

Exam:  Pending/Evaluated  Evaluated/Approved By:

Displaying Page 1 of 1


SNo	Participant	Location	Exam	Question Paper	Answer sheet	Assigned Date	Target Date	Slot Date	SlotStartTime	SlotEndTime	Completed On	Status	Evaluated By	Evaluated On	Approved By	Approved On	Score	Over All Redo Count	Over All Reschedule Count	Action
1	ROOPESH V	Hyderabad	Tools Installation	<a href="#">View</a>		29 May 2024 04:28 PM	01 Jun 2024					Pending						0	0	<a href="#">Slot Booking</a>
2	ROOPESH V	Hyderabad	YouTube Access Confirmation			29 May 2024 04:28 PM	01 Jun 2024					Pending						0	0	<a href="#">Slot Booking</a>
3	ROOPESH V	Hyderabad	Blogs 2			12 Jun 2024 01:31 PM	15 Jun 2024					Pending						0	0	<a href="#">Slot Booking</a>

**Step-2** Click on [View Answer](#)

**Nurturing Process - Assigned Exam**

Stage : 06 BA Exposure

Stage Task : Blogs 2

Attachments : [View Answer](#) 

Evaluator Comments : 1. Please use portal for writing blog content. Please do prepare Unique content 2. Make sure there is no copied content from any website or from any books in this blog writing. 3. Blog content should contain 500-800 words and it should be 80% unique.

Status : Not Approved

Target Date : 15/06/2024

Select Slot Date :

Select Slot :



### Step-3

Blogs

Topic 1:

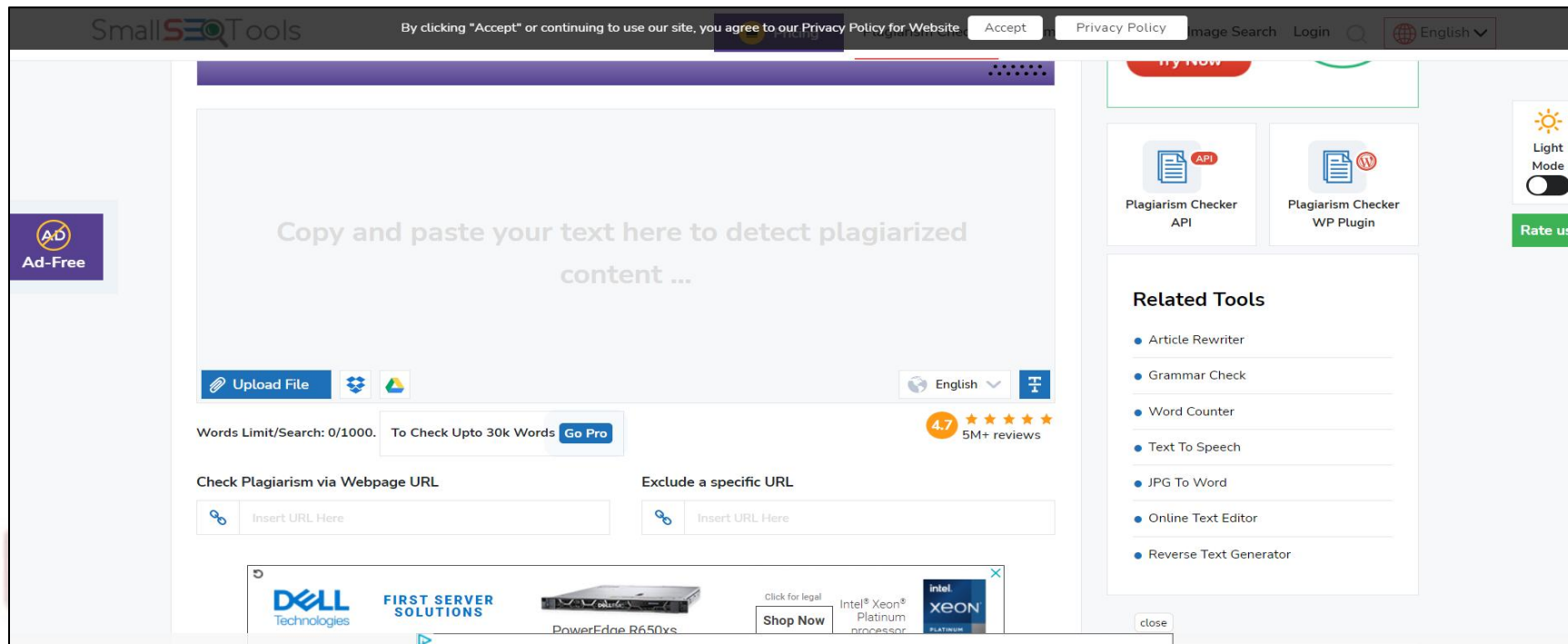
Title:

Description:

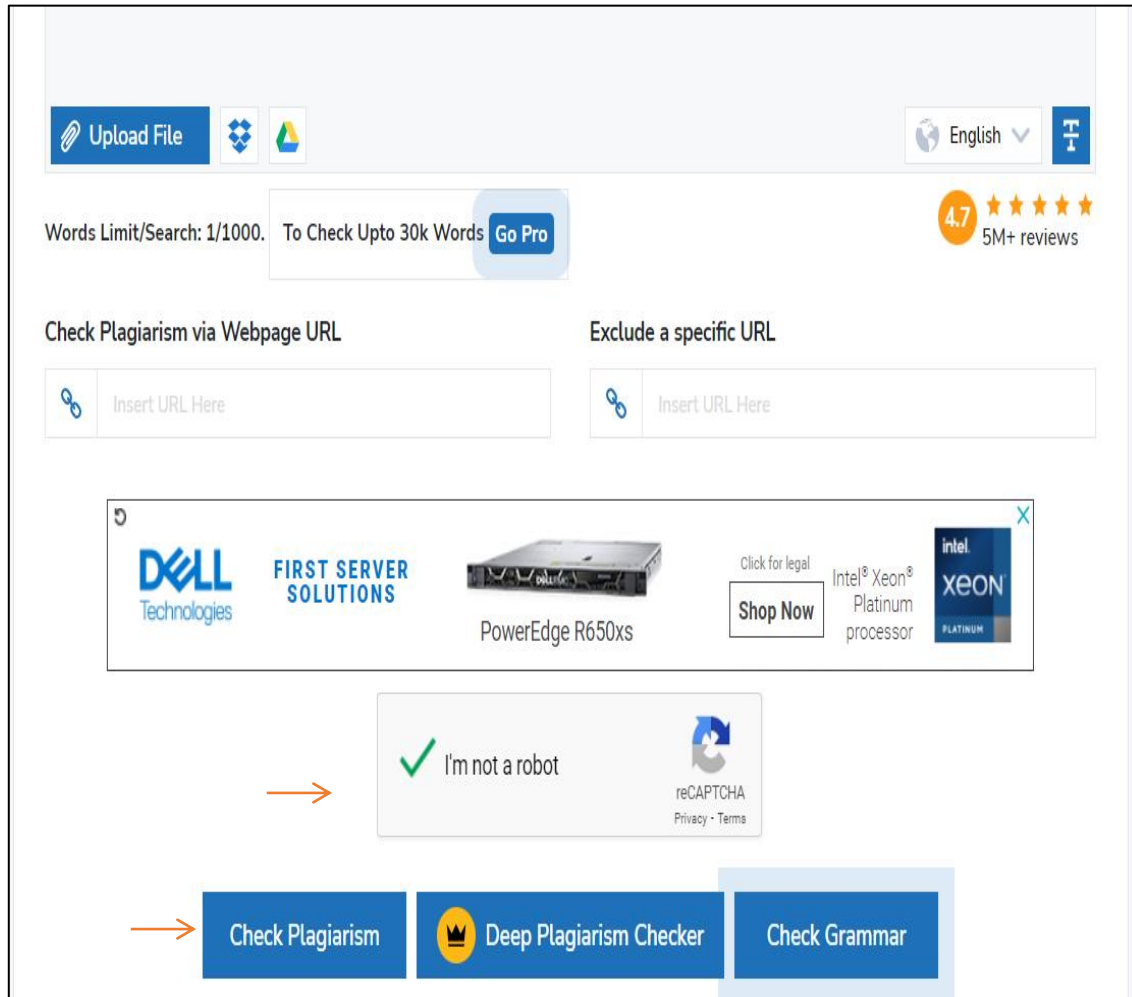
- ✓ Select your 1st blog Topic, Give a Title & Write an answer in description box & Click on Submit & check the plagiarism of your answer & Select > Go to Next Topic.

Please follow the Steps to Check the plagiarism of your content:

1. Have to open the site (Plagiarism Checker) <https://smallseotools.com/plagiarism-checker/>.
2. Paste the topic in the



The screenshot shows the homepage of SmallSEOTools. At the top, there is a navigation bar with the site name, a privacy policy notice, and links for 'Accept', 'Privacy Policy', 'Image Search', and 'Login'. The main content area features a large text input field with the placeholder text 'Copy and paste your text here to detect plagiarized content ...'. Below this field are buttons for 'Upload File', a language selector set to 'English', and a 'Go Pro' button. A status bar indicates 'Words Limit/Search: 0/1000. To Check Upto 30k Words' and shows a 4.7 star rating with '5M+ reviews'. There are also input fields for 'Check Plagiarism via Webpage URL' and 'Exclude a specific URL'. On the right side, there are two main tool buttons: 'Plagiarism Checker API' and 'Plagiarism Checker WP Plugin', along with a 'Rate us!' button and a 'Light Mode' toggle. A 'Related Tools' section lists various services like Article Rewriter, Grammar Check, Word Counter, Text To Speech, JPG To Word, Online Text Editor, and Reverse Text Generator. At the bottom, there are several advertisements, including one for Dell Technologies and another for Intel Xeon processors.



The screenshot shows a plagiarism checker interface. At the top, there is an 'Upload File' button and a language dropdown set to 'English'. Below this, a text input field contains 'To Check Upto 30k Words' and a 'Go Pro' button. A rating of 4.7 with 5M+ reviews is displayed. Two input fields for 'Check Plagiarism via Webpage URL' and 'Exclude a specific URL' are present, both with 'Insert URL Here' placeholder text. A banner advertisement for Dell Technologies is shown, featuring a PowerEdge R650xs server and an Intel Xeon Platinum processor. Below the banner is a reCAPTCHA 'I'm not a robot' checkbox. At the bottom, three buttons are visible: 'Check Plagiarism', 'Deep Plagiarism Checker', and 'Check Grammar'. Orange arrows point to the 'Check Plagiarism' button, the reCAPTCHA checkbox, and the 'Deep Plagiarism Checker' button.

3. Check whether the content is unique (the content should be 80% unique).

4. After pasting the content click on “I’m not a robot”.

5. And at the end click on check plagiarism so that you will get result.

6. If your plagiarism is more than 80%, then you can continue with next blog topic.



Topic 1: Requirements Life Cycle Management

Title: Recognition fosters a

Description: (Please enter Minimum 500 words)

feedback. 4. Facilitate Decision-Making: Encourage stakeholders to participate in decision-making processes. Use techniques like brainstorming, multi-voting, and decision matrices to reach consensus on key issues. 5. Manage Conflicts: Address conflicts promptly and constructively. Understanding the root cause of conflicts and facilitating open discussions can lead to mutually agreeable solutions. Maintaining Engagement Maintaining stakeholder engagement is an ongoing process that requires continuous effort. Here are some tips to keep stakeholders engaged throughout the project lifecycle: Sustaining Engagement 1. Regular Updates: Provide regular project updates through status reports, newsletters, or meetings. Highlight achievements, upcoming milestones, and any issues or risks. 2. Solicit Feedback: Actively seek feedback from stakeholders at every stage of the project. This ensures that their needs are being met and helps identify areas for improvement. 3. Show Appreciation: Acknowledge and appreciate stakeholders' contributions. Recognition fosters a positive relationship and encourages continued involvement. 4. Adapt to Changes: Be flexible and willing to adapt to changes in stakeholder needs or project scope. Agile methodologies, which emphasize iterative development and constant feedback, can be particularly effective in maintaining engagement. Conclusion Engaging stakeholders in elicitation and collaboration is fundamental to the success of any project. By understanding stakeholders, choosing appropriate elicitation techniques, fostering effective collaboration, and maintaining ongoing engagement, business analysts can ensure that stakeholder needs are met, and project goals are achieved. Building strong relationships with stakeholders not only enhances the quality of the requirements but also contributes to the overall success and sustainability of the project.

Submit Go To Next Topic

Topic 2: -- Select Topic --

Title:

Description: (Please enter Minimum 500 words)


- ✓ In the same way, Select your 2nd blog Topic, Give a Title & Write an answer in description box & check the plagiarism of your answer & Click on Submit.

✓ Once you will submit your two blogs, you will be redirected to Slot booking page.

**Nurturing Process - Slots Booking Status - Evaluation Slots**

Exam:  Pending/Evaluated  Evaluated/Approved By:

Displaying Page 1 of 1

SNo	Participant	Location	Exam	Question Paper	Answer sheet	Assigned Date	Target Date	Slot Date	SlotStartTime	SlotEndTime	Completed On	Status	Evaluated By	Evaluated On	Approved By	Approved On	Score	Over All Redo Count	Over All Reschedule Count	Action
1	ROOPESH V	Hyderabad	Tools Installation	<input type="button" value="View"/>		29 May 2024 04:28 PM	01 Jun 2024					Pending					0	0		<input type="button" value="Slot Booking"/>
2	ROOPESH V	Hyderabad	YouTube Access Confirmation			29 May 2024 04:28 PM	01 Jun 2024					Pending					0	0		<input type="button" value="Slot Booking"/>
3	ROOPESH V	Hyderabad	Blogs 2			12 Jun 2024 01:31 PM	15 Jun 2024					Pending					0	0		<input type="button" value="Slot Booking"/>

Displaying Page 1 of 1

✓ Select your availability time & date and book your slot for the evaluation.

**Nurturing Process - Assigned Exam**

Stage : CG BA Exposure

Stage Task : Blogs 2

Attachments : [View Answer](#)

Evaluator Comments : 1. Please use portal for writing blog content. Please do prepare Unique content 2. Make sure there is no copied content from any website or from any books in this blog writing. 3. Blog content should contain 500-800 words and it should be 80% unique.

Status : Not Approved

Target Date : 15/06/2024


Select Slot Date :

Select Slot :

**Notice : Before the student book an evaluation slot, ensure that you have prepared well and your work will not get REDO. For redo terms please refer to student terms.**

**If any student has not attended two consecutive slots or overall 5 Slots, then COEPD has the right to block their services.**

Upload Answer Sheet (Max 5 MB)  No file chosen



## How to write 20 Forums:

- ✓ You can select your own 20 topics.
- ✓ Please write each forum in 3-4 lines in one MS Word Document.
- ✓ Likewise please collect all 20 Forums in MS Word Document and submit it for the evaluation in the portal and book your slot.

**Note** : Topics should not be repeated!



# How to Book a Slot for the Forum Evaluation..

DASHBOARD NURTURING SER. REQUEST ESCALATION MY RESUME DOCUMENTS PLACEMENTS EXAMS TIMESHEET LIBRARY

Sweta Jain 0. Interactions Subscription Expires on 19 Mar 2023 Terms and Conditions Change Password Signout

Evaluation Slots

### Nurturing Process - Slots Booking Status - Evaluation Slots

Displaying Page 1 of 1

SNo	Participant	Location	Exam	Question Paper	Answer sheet	Assigned Date	Target Date	Slot Date	SlotStartTime	SlotEndTime	Completed On	Status	Evaluated By	Evaluated On	Approved By	Approved On	Score	Action
1	Sweta Jain	Pune	Forums 20	<a href="#">View</a>	<a href="#">View</a>	02 Aug 2022 11:30 AM	05 Aug 2022	20 Sep 2022	05:00 PM	05:30 PM	19 Sep 2022 05:02 PM	Pending						<a href="#">Slot Booking</a>
2	Sweta Jain	Pune	9	<a href="#">View</a>	<a href="#">View</a>	02 Jul 2022 10:26 AM	04 Jul 2022				20 Jul 2022 05:42 PM	Pending	Roopesh V	21 Jul 2022 05:22 PM			2	<a href="#">Slot Booking</a>
3	Sweta Jain	Pune	7	<a href="#">View</a>	<a href="#">View</a>	02 Jul 2022 10:25 AM	04 Jul 2022				20 Jul 2022 05:41 PM	Pending	Roopesh V	21 Jul 2022 05:24 PM			2	<a href="#">Slot Booking</a>
4	Sweta Jain	Pune	8	<a href="#">View</a>	<a href="#">View</a>	02 Jul 2022 10:26 AM	04 Jul 2022				20 Jul 2022 05:41 PM	Pending	Roopesh V	21 Jul 2022 05:25 PM			2	<a href="#">Slot Booking</a>



✓ Select your availability time & date

✓ In choose file, Upload your answer sheet and book your slot for the evaluation.

Stage Task

Attachments

Evaluator Comments

Status

Target Date

Select Slot Date

Select Slot

Upload Answer Sheet (Max 10 MB)

Choose File No file chosen

Book Evaluation Slot Back to list

Su	Mo	Tu	We	Th	Fr	Sa
				1	2	3
4	5	6	7	8	9	10
11	12	13	14	15	16	17
18	19	20	21	22	23	24
25	26	27	28	29	30	

Stage Task

Attachments

Evaluator Comments

Status

Target Date

Select Slot Date

Select Slot

Upload Answer Sheet (Max 10 MB)

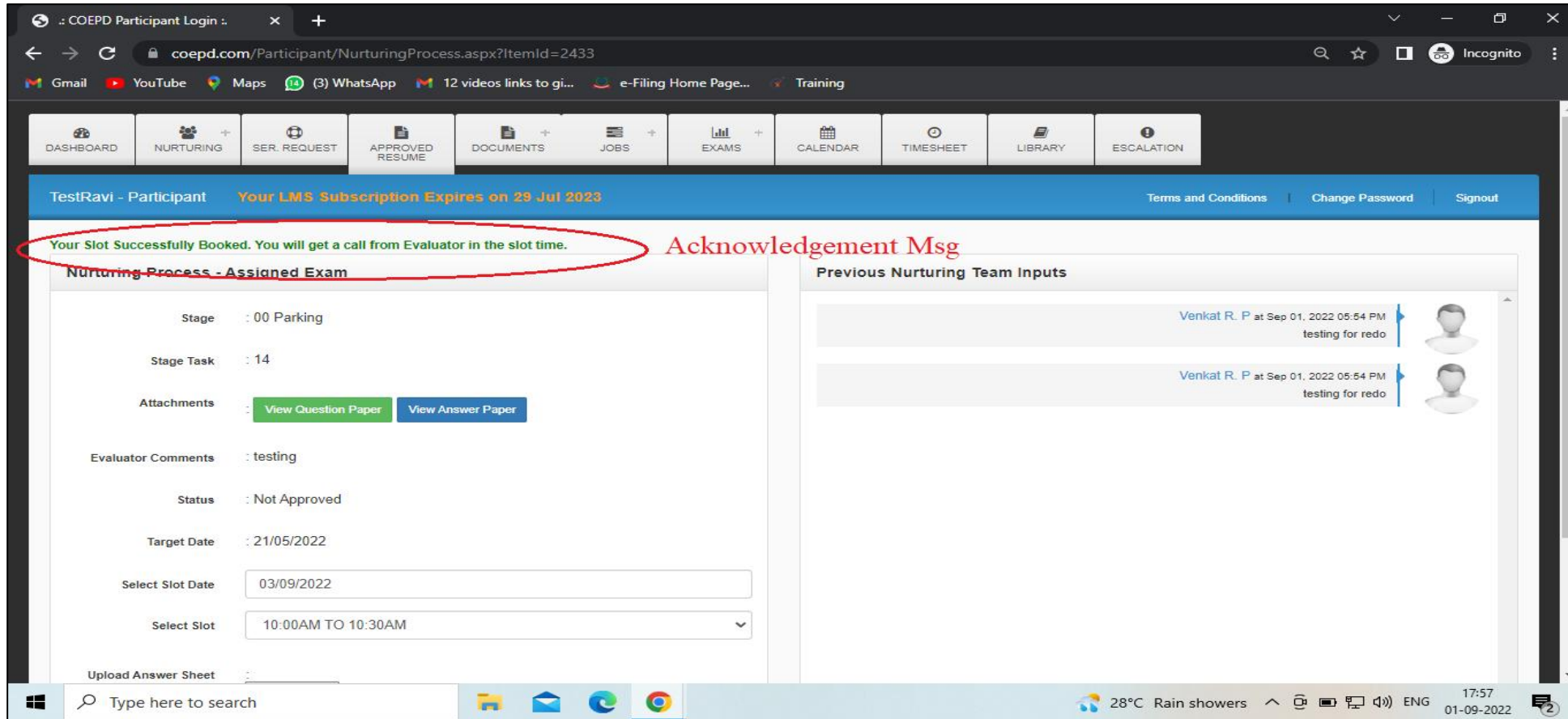
Choose File No file chosen

Book Evaluation Slot Back to list

--- Select Time Slot ---

- 1:00PM TO 1:30PM
- 1:30PM TO 2:00PM
- 2:00PM TO 2:30PM
- 2:30PM TO 3:00PM
- 4:00PM TO 4:30PM
- 4:30PM TO 5:00PM
- 5:00PM TO 5:30PM
- 5:30PM TO 6:00PM
- 9:00AM TO 9:30AM
- 9:30AM TO 10:00AM
- 10:00AM TO 10:30AM
- 10:30AM TO 11:00AM
- 1:00PM TO 1:30PM
- 1:30PM TO 2:00PM
- 2:00PM TO 2:30PM
- 4:30PM TO 5:00PM
- 5:00PM TO 5:30PM
- 5:30PM TO 6:00PM
- 9:30AM TO 10:00AM

Then, You will get a confirmation message!



The screenshot shows a web browser window with the URL `coepd.com/Participant/NurturingProcess.aspx?ItemId=2433`. The dashboard includes a navigation menu with options like DASHBOARD, NURTURING, SER. REQUEST, APPROVED RESUME, DOCUMENTS, JOBS, EXAMS, CALENDAR, TIMESHEET, LIBRARY, and ESCALATION. A blue header bar displays "TestRavi - Participant" and "Your LMS Subscription Expires on 29 Jul 2023". A red circle highlights a green confirmation message: "Your Slot Successfully Booked. You will get a call from Evaluator in the slot time." To the right of this message, the text "Acknowledgement Msg" is written in red. Below the message, the "Nurturing Process - Assigned Exam" section shows details: Stage (00 Parking), Stage Task (14), Attachments (View Question Paper, View Answer Paper), Evaluator Comments (testing), Status (Not Approved), Target Date (21/05/2022), Select Slot Date (03/09/2022), and Select Slot (10:00AM TO 10:30AM). The "Previous Nurturing Team Inputs" section shows two entries from Venkat R. P. at Sep 01, 2022 05:54 PM, both labeled "testing for redo". The Windows taskbar at the bottom shows the time as 17:57 on 01-09-2022, with weather information for 28°C and rain showers.

# All the Best !!

