

Mission To Provide People With Opportunities to Build a Better Future

Welcome to the
World of
Steady
GROWTH



We helped 6000+ Professionals to live in their BA Career

Welcome to Jira Session



Agenda

- About SDLC
- What is Agile Methodology
- What is scrum
- Jira Software Download



Software development life cycle [SDLC] :

- ❑ SDLC is a **process/methodology/framework** followed for a software project, within a software organization.
- ❑ It consists of a detailed plan describing how to **develop, maintain, replace** and **alter** or **enhance** specific software.
- ❑ The life cycle defines a methodology for **improving the quality** of software and the overall development process .

Scrum

What is Scrum

Scrum is a framework for project management that emphasizes teamwork, accountability and iterative progress toward a well-defined goal.

Input from End-Users,
Customers, Team, and
Stakeholders



Product
Owner

FEATURES
1.)
2.)
3.)
4.)
5.)
6.)
7.)
8.)
9.)
10.)
11.)
12.)
13.)
14.)
15.)

Product Backlog



Team

Team Selects
Features for
Sprint

Sprint Planning
Meeting

TASKS
1.)
a.)
b.)
2.)
a.)
b.)
3.)
a.)

Sprint Backlog

Product Backlog
Refinement

Scrum Master

15 Min.

Daily Stand-Up
Meeting and Sprint
Log Update

SPRINT
2 Weeks

No Changes
In Duration or Goal



Review



Potentially Shippable
Product Increment



Retrospective

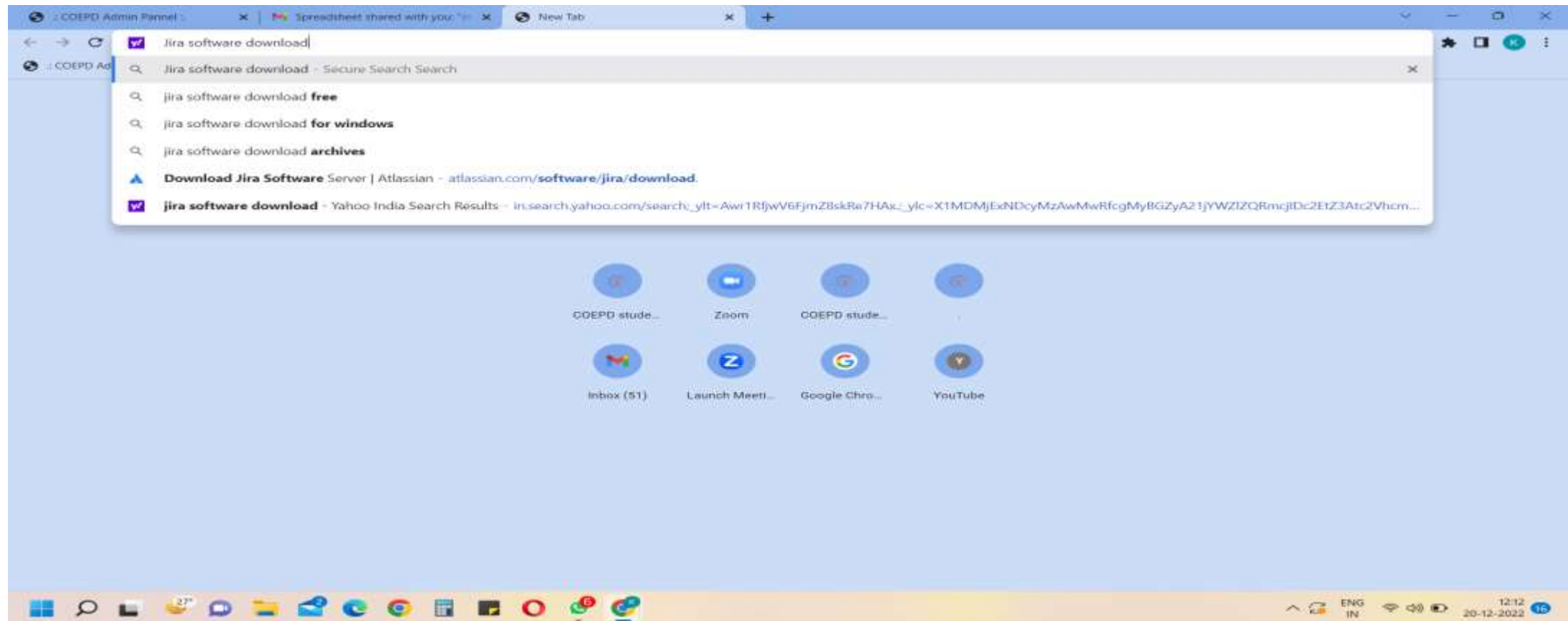
Why do we use JIRA?

Jira is a bug tracking software created for implementing the practice of project management.

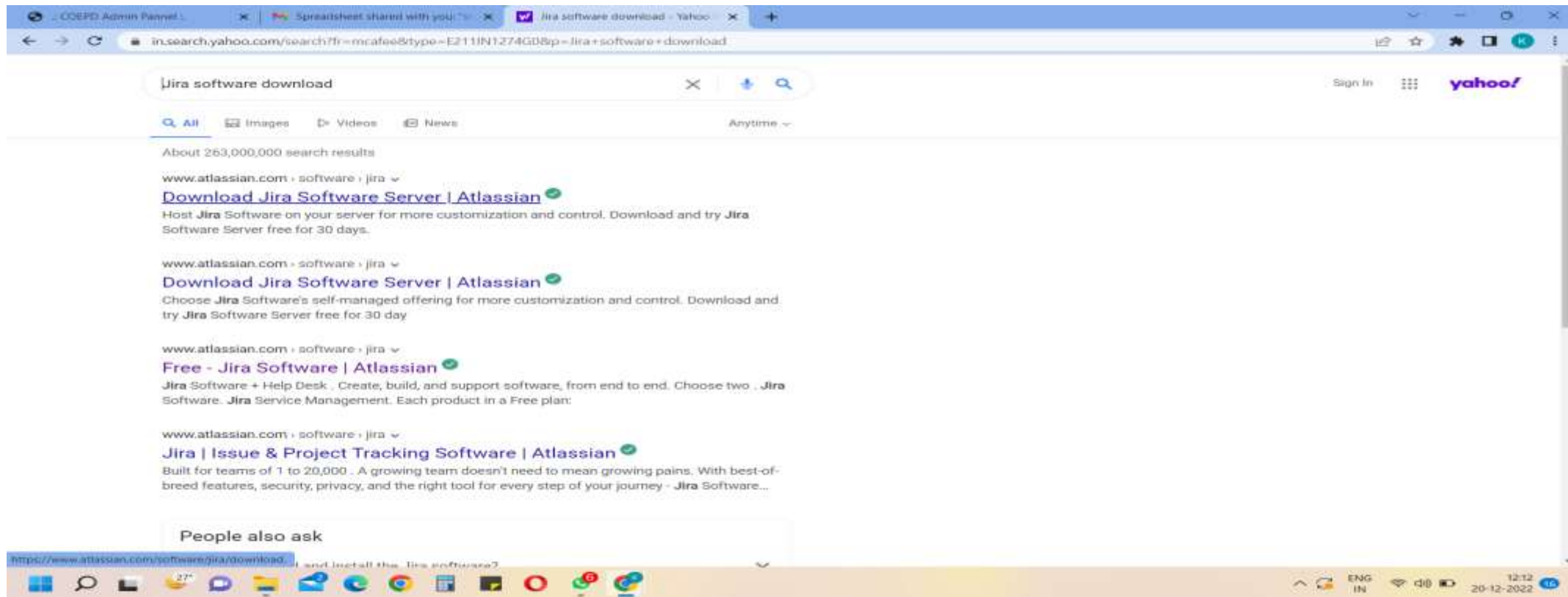
Atlassian company produced JIRA.

How to Download Jira Software?

Search in Google for **Jira software download**.



Click on the **first option** - Download Jira Software Server Atlassian



Jira software download

About 263,000,000 search results

[www.atlassian.com - software - jira](#)
Download Jira Software Server | Atlassian
Host **Jira** Software on your server for more customization and control. Download and try **Jira** Software Server free for 30 days.

[www.atlassian.com - software - jira](#)
Download Jira Software Server | Atlassian
Choose **Jira** Software's self-managed offering for more customization and control. Download and try **Jira** Software Server free for 30 day

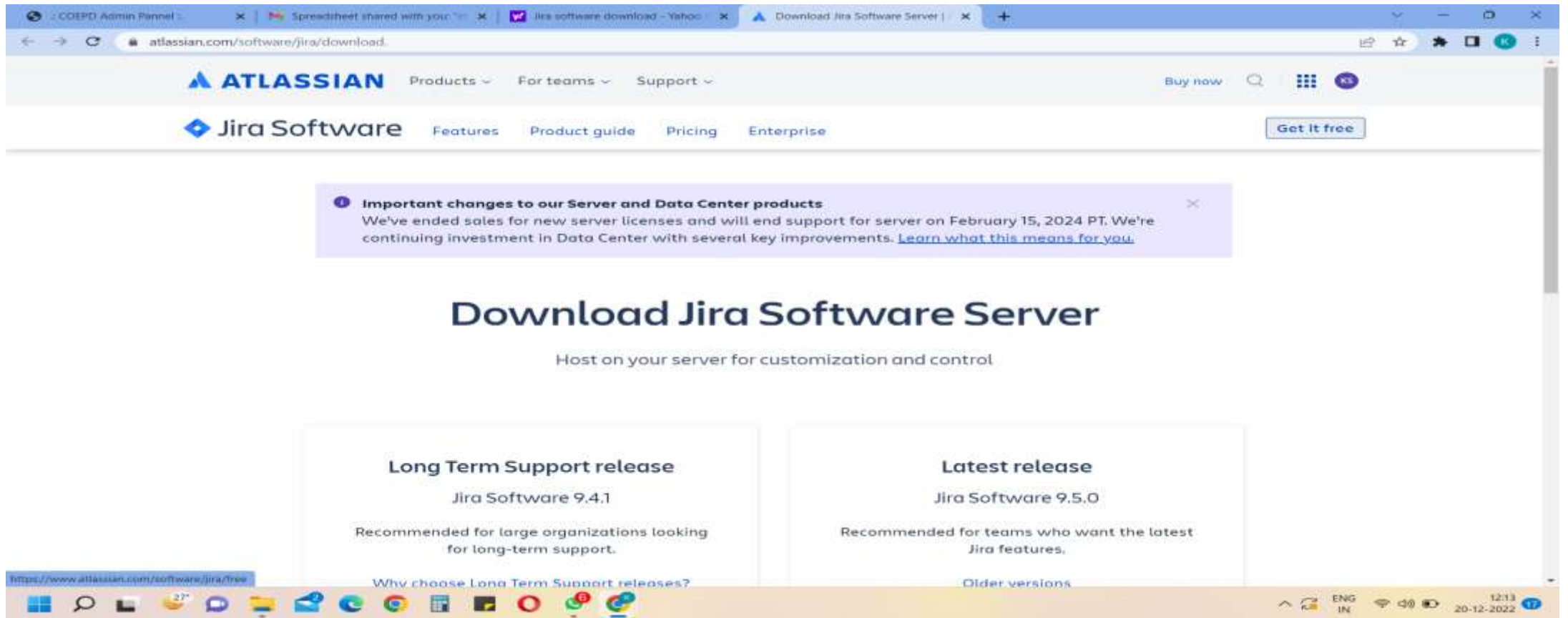
[www.atlassian.com - software - jira](#)
Free - Jira Software | Atlassian
Jira Software + Help Desk - Create, build, and support software, from end to end. Choose two - **Jira** Software. **Jira** Service Management. Each product in a Free plan:

[www.atlassian.com - software - jira](#)
Jira | Issue & Project Tracking Software | Atlassian
Built for teams of 1 to 20,000 - A growing team doesn't need to mean growing pains. With best-of-breed features, security, privacy, and the right tool for every step of your journey - **Jira** Software...

People also ask

<https://www.atlassian.com/software/jira/download> and install the Jira software?

Click on the **get it free** option which is mentioned in right Side of the screen.



ATLASSIAN Products For teams Support Buy now

Jira Software Features Product guide Pricing Enterprise **Get it free**

Important changes to our Server and Data Center products
We've ended sales for new server licenses and will end support for server on February 15, 2024 PT. We're continuing investment in Data Center with several key improvements. [Learn what this means for you.](#)

Download Jira Software Server

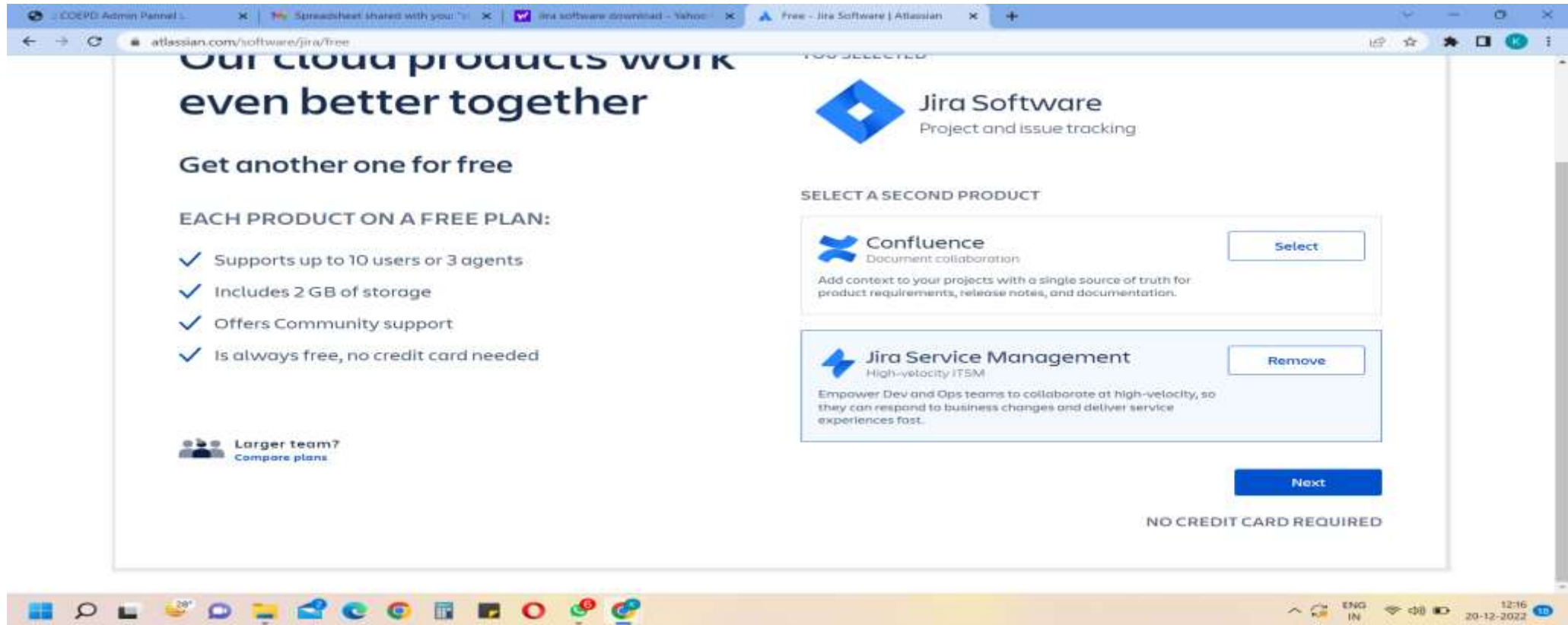
Host on your server for customization and control

Long Term Support release	Latest release
Jira Software 9.4.1	Jira Software 9.5.0
Recommended for large organizations looking for long-term support.	Recommended for teams who want the latest Jira features.

Why choose Long Term Support releases? Older versions

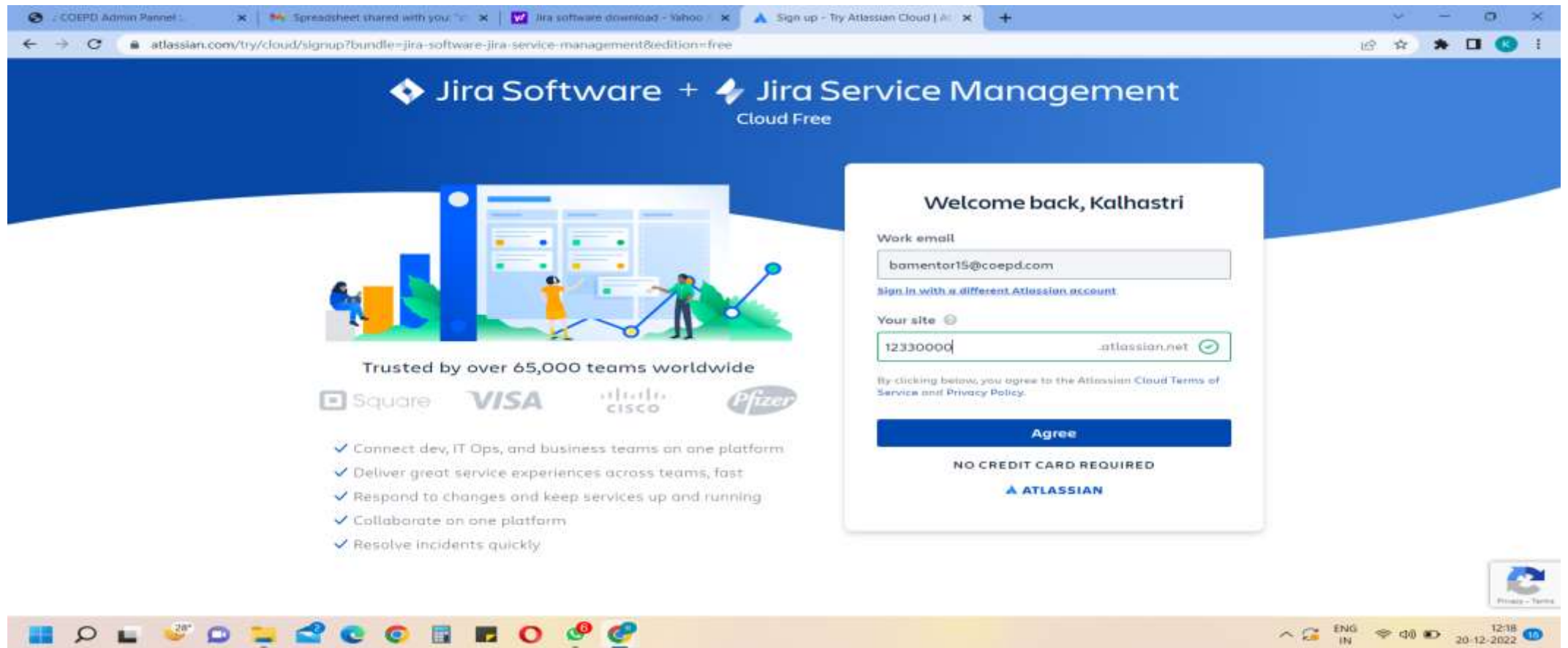
12:13 20-12-2022

Click on the **select** option which is mentioned in Jira service management because we are going to use Jira management tool. Then click on the **next** button.



The screenshot shows a web browser window at atlassian.com/software/jira/free. The page features the heading "Our cloud products work even better together" and "Get another one for free". It lists benefits for each product on a free plan: supports up to 10 users or 3 agents, includes 2 GB of storage, offers community support, and is always free. The "SELECT A SECOND PRODUCT" section shows "Confluence" with a "Select" button and "Jira Service Management" with a "Remove" button. A "Next" button is visible at the bottom right of the product selection area. The text "NO CREDIT CARD REQUIRED" is displayed at the bottom of the main content area. The Windows taskbar at the bottom shows the time as 12:16 on 20-12-2022.

One can sign in with **google** or you can enter you **email and password**



COEPD Admin Panel | Spreadsheet shared with you | Jira software download - Yahoo | Sign up - Try Atlassian Cloud |

atlassian.com/try/cloud/signup?bundle=jira-software-jira-service-management&edition=free



Jira Software + Jira Service Management

Cloud Free

Welcome back, Kalhastr

Work email


[Sign in with a different Atlassian account.](#)

Your site 
 .atlassian.net 





By clicking below, you agree to the [Atlassian Cloud Terms of Service](#) and [Privacy Policy](#).

Agree

NO CREDIT CARD REQUIRED



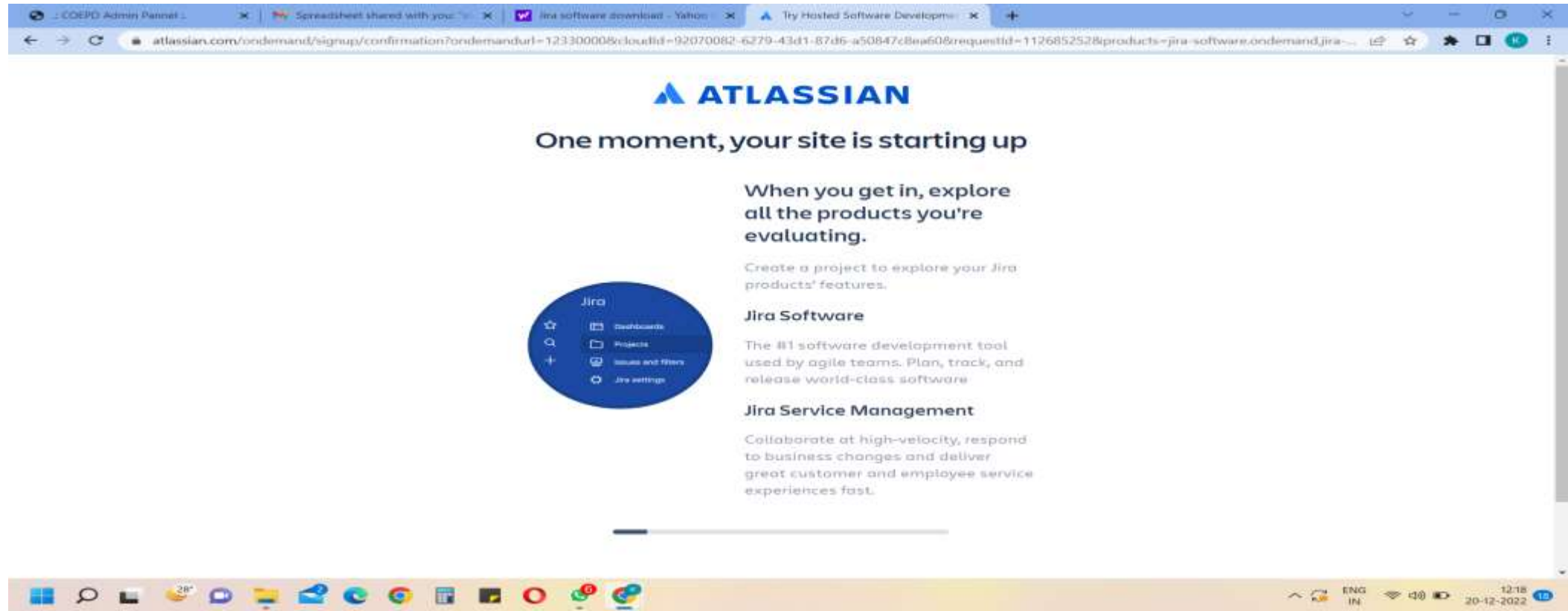
Trusted by over 65,000 teams worldwide

- ✓ Connect dev, IT Ops, and business teams on one platform
- ✓ Deliver great service experiences across teams, fast
- ✓ Respond to changes and keep services up and running
- ✓ Collaborate on one platform
- ✓ Resolve incidents quickly

Windows taskbar: 28°, Microsoft Edge, Google Chrome, Outlook, Teams, OneDrive, File Explorer, Task Manager, Settings, Search, System tray: ENG IN, 12:18, 20-12-2022

Then you will get to the Jira software **starting up** page



One can enter the details or otherwise click on **skip** option



Recommend a project

Answer a few questions and we will suggest a project type that works best for you and your team.

We will help you set up Jira Service Management afterwards.

Help us set up your Jira Software

I am **experienced with** Jira Software.

I am setting up Jira for **my software team(s)**.


My team is **experienced with** agile methodologies.

We spend our time working on **features**.

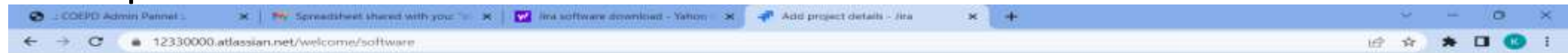
We have a **flexible** schedule to finish our work.

[Skip](#)

[Next](#)



Mention **project name** and Select **template scrum** then click on **create** option



Create project

You can change these details anytime in your project settings.

*Indicates a required field.

Name *
Scrum food

Template More templates

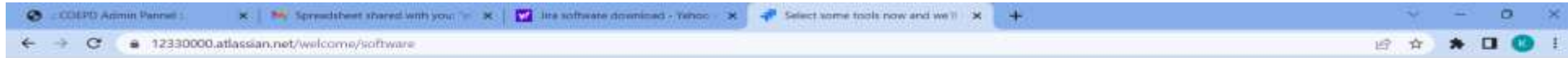


> More options


Create Back



Click on the **Skip** option



Select some tools now and we'll help you connect them later

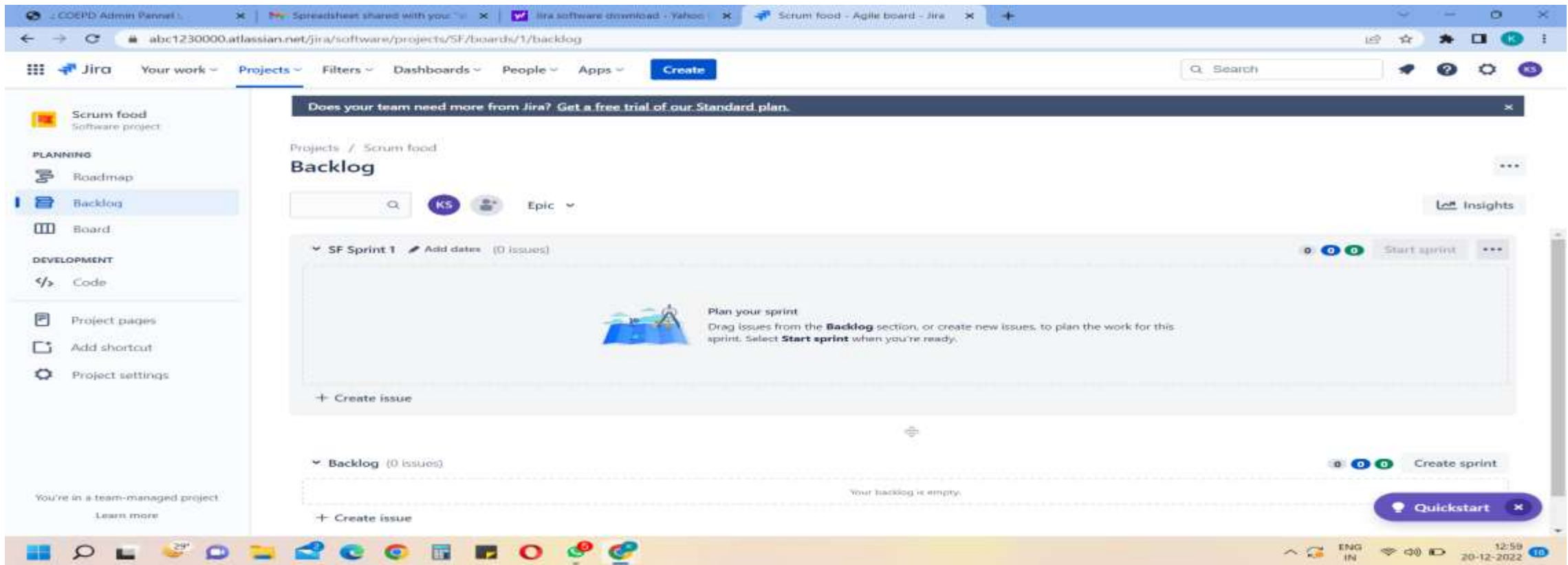


Jira connects to the tools you use everyday making it easier for you to get more done.

Skip Next



Now let's get into the Jira tool



The screenshot shows the Jira web interface for a project named 'Scrum food'. The browser address bar shows the URL: `abc1230000.atlassian.net/jira/software/projects/SF/boards/1/backlog`. The page title is 'Backlog' under the project 'Scrum food'. The interface includes a left sidebar with navigation options like 'Roadmap', 'Backlog', 'Board', and 'Code'. The main content area shows a 'Backlog' section with a search bar, filters, and a 'Start sprint' button. A message prompts the user to 'Plan your sprint' by dragging issues from the backlog. The bottom of the screen shows a Windows taskbar with various application icons and a system tray with the date '20-12-2022' and time '12:59'.

